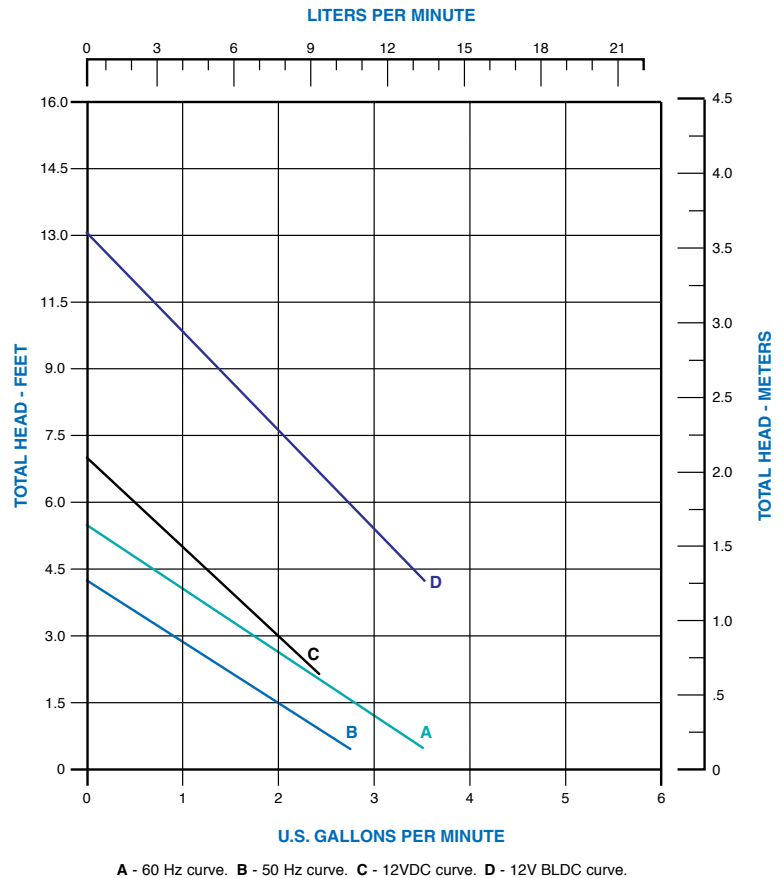


15651 Series Magnetic Drive Pump • Ask us about available OEM options

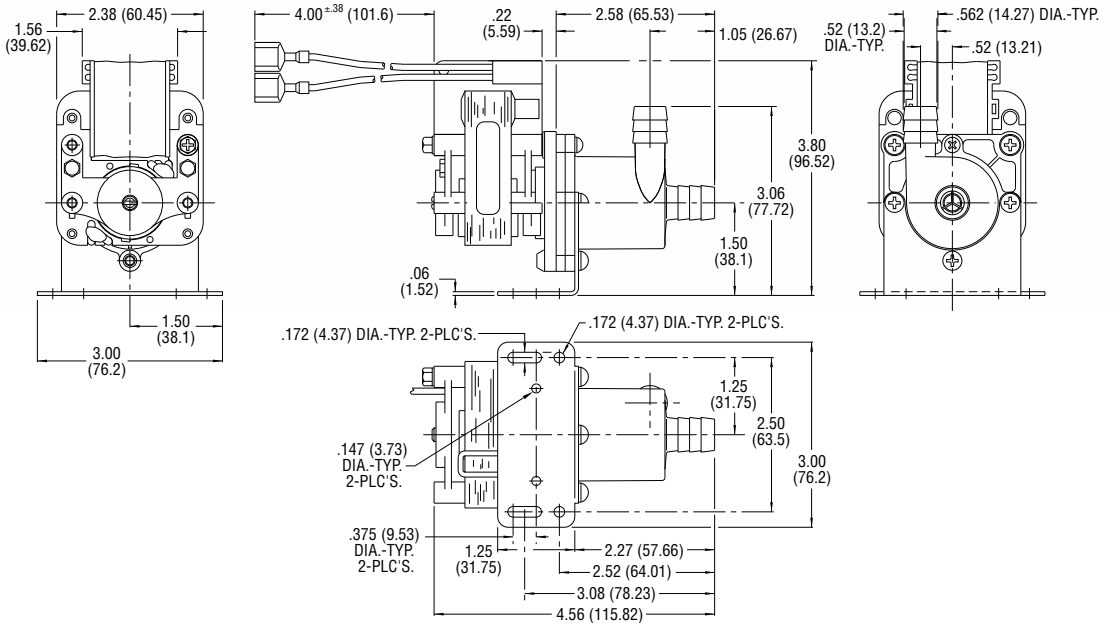
| Specifications | |
|--|--|
| Flow Rates | Max Range: 3.75 gpm |
| | Max Head: 13 ft |
| | Max Sys. Pressure: 75 psi |
| Fluid Temp. Max | 203°F (95°C) |
| Materials in contact with solution / OEM options | |
| Body | Vectra®, Noryl® |
| Impeller | Vectra® |
| Bearings | Vectra® |
| Pump Shaft | Ceramic |
| Thrust Bearings | Glass-Filled Teflon® |
| O-Rings (Elastomers) | <ul style="list-style-type: none"> • EPT/EPDM • Viton®/Fluoroelastomer • Nitrile • Neoprene • Silicone • Kel-F® |
| Motor specifications / OEM options | |
| Motor Specs | <ul style="list-style-type: none"> • 115V, 50/60 Hz • 230V, 50/60 Hz • Open, • Shaded Pole, • Impedance Protected, • Sleeve Bearing • 12Vdc |
| Features | |
| Corrosion Resistant | Quiet operation |
| Hydraulically efficient | Flexible mounting and body discharge positions |
| No shaft seals | NSF certified models available |
| Low current draw and heat rise | |



15651 Series Magnetic Drive Pump • Ask us about available OEM options

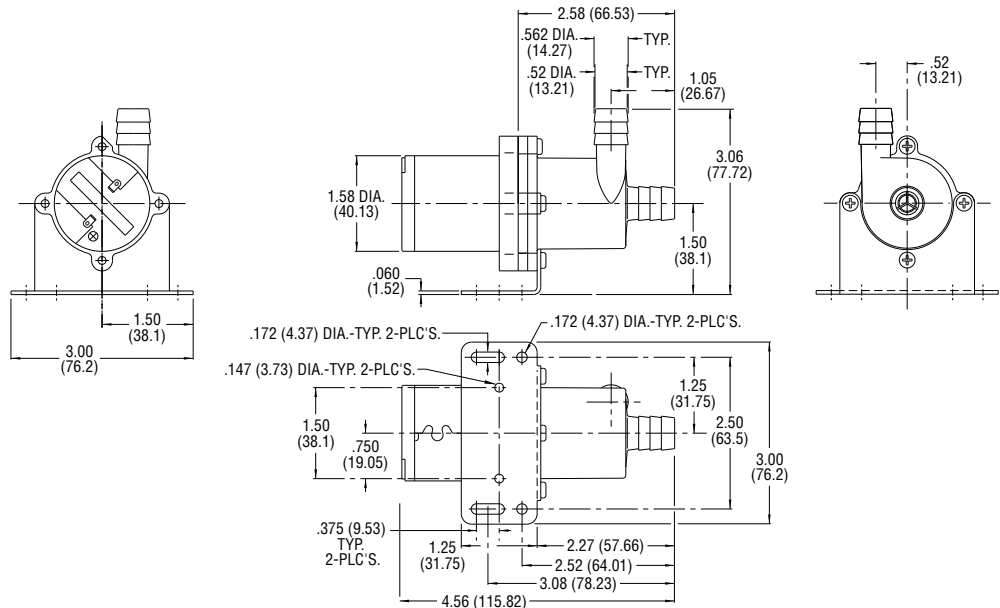
15651 Series AC Models:

- 15651-050
- 15651-051
- 15651-052
- 15651-053
- 15651-054
- 15651-055
- 15651-056
- 15651-057



15651 Series DC Models:

- 15651-058
- 15651-059



Dimensions in Inches
 (Dimensions in Millimeters)

